




World **First** Top Penetration Balloon Dilated Foley Catheter
Subvert Traditional Operation of Catheterization

Silicone Foley Catheter

– Soft Tip Type

DC Dilation Balloon
(at rest mode)



DC Dilation Balloon
(inflated mode)



Foley Balloon
(filled with water)




Bioptimal™

www.bioptimalg.com

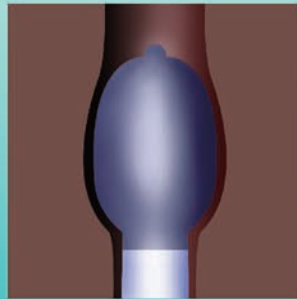
PCT Patent:

PCT/CN2018/073022

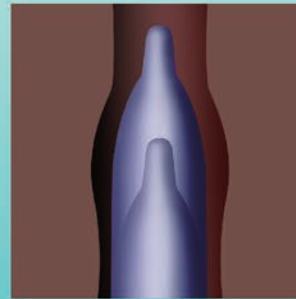
★ Diagram and Description of Catheterization Procedure




STEP 1: When meet urethral stricture, the balloon at the tip of Foley Catheter can pass first



STEP 2: Press on the balloon manually, the top balloon part will expand and go smoothly through the urethral stricture.



STEP 3: After the urethral stricture is expanded, release the pressure on the power balloon to change the tip of the balloon back to its original state, then can continue the uniform intubation smoothly.



STEP 4: When go through the urethral stricture, Dilation Foley Catheter can reduce mucosa damage and occurrence of urinary tract infection complication.

★ Feature

1 When the intubation is blocked, the top segment will go into the urethra's narrow part first, and then the top balloon will be filled with gas thus expanding the urethra radially, which enables the catheter to pass smoothly. This significantly reduces urethral mucosal damage and patient's pain during intubation.

2 Especially applicable to the indwelling catheterization patients who have urethral stricture problem caused by physiological (such as urethral curvature), pathological (such as hypertrophy of prostate) or psychological (such as tension) factors.

Model No.	Description	Size (FR/Ch)	Balloon Size (mL)	Length (mm)
FC314S I	3-way-2-funnel	14	5-15	470
FC314S II	3-way-2-funnel	14	20-30	470
FC316S I	3-way-2-funnel	16	5-15	470
FC316S II	3-way-2-funnel	16	20-30	470
FC318S I	3-way-2-funnel	18	5-15	470
FC318S II	3-way-2-funnel	18	20-30	470
FC320S I	3-way-2-funnel	20	5-15	470
FC320S II	3-way-2-funnel	20	20-30	470

BIOPTIMAL INTERNATIONAL PTE. LTD.

36 Jalan Tukang

Singapore 619266

Tel: +65 6213 5777

Fax: +65 6213 5737

Email: sales@bioptimalg.com



Bioptimal™