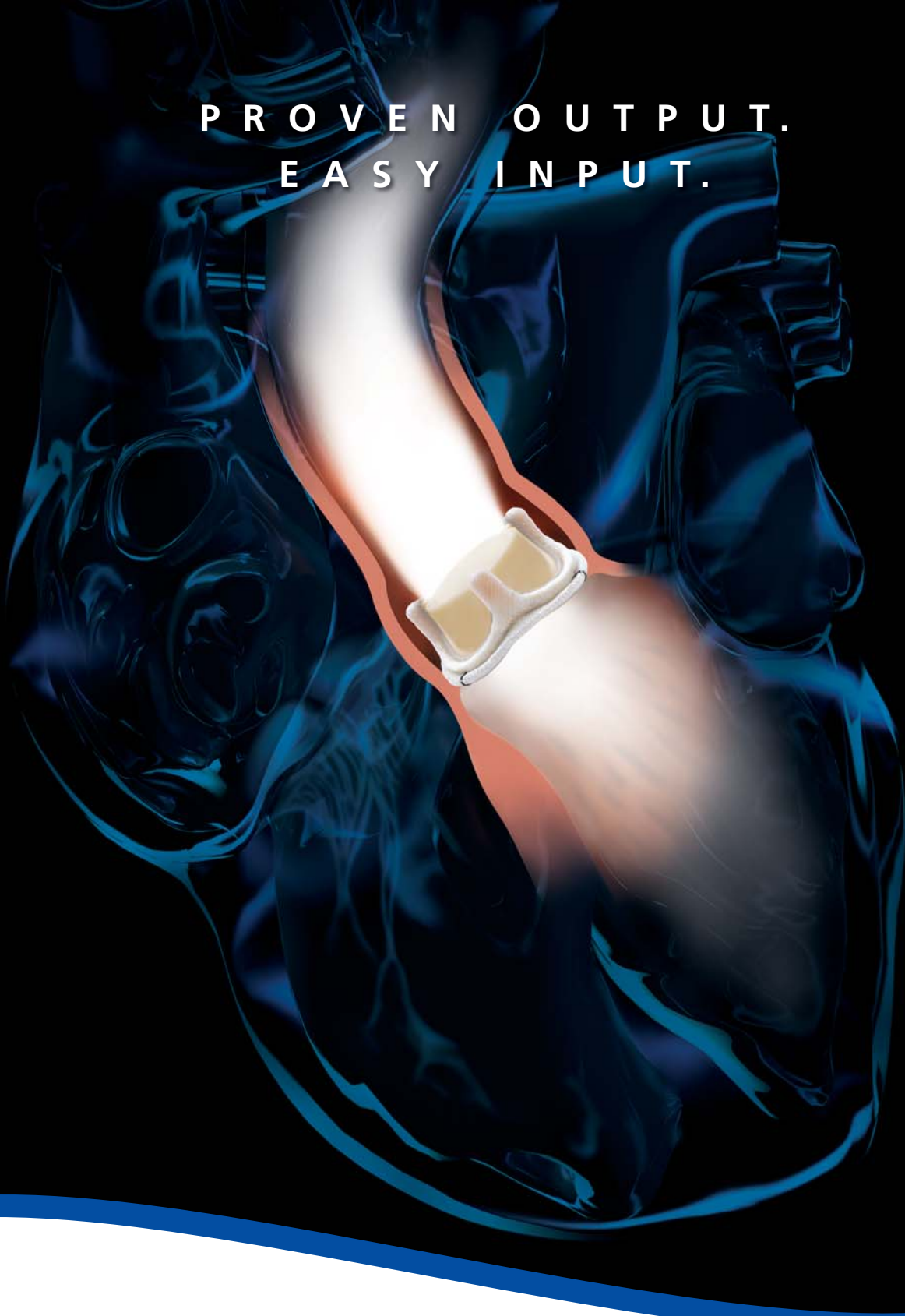


PROVEN OUTPUT.  
EASY INPUT.



CARPENTIER-EDWARDS PERIMOUNT  
**MAGNA EASE**  
PERICARDIAL AORTIC BIOPROSTHESIS



Edwards  
LIFESCIENCES



# Where MAGNA hemodynamics meets EASE of implantation.

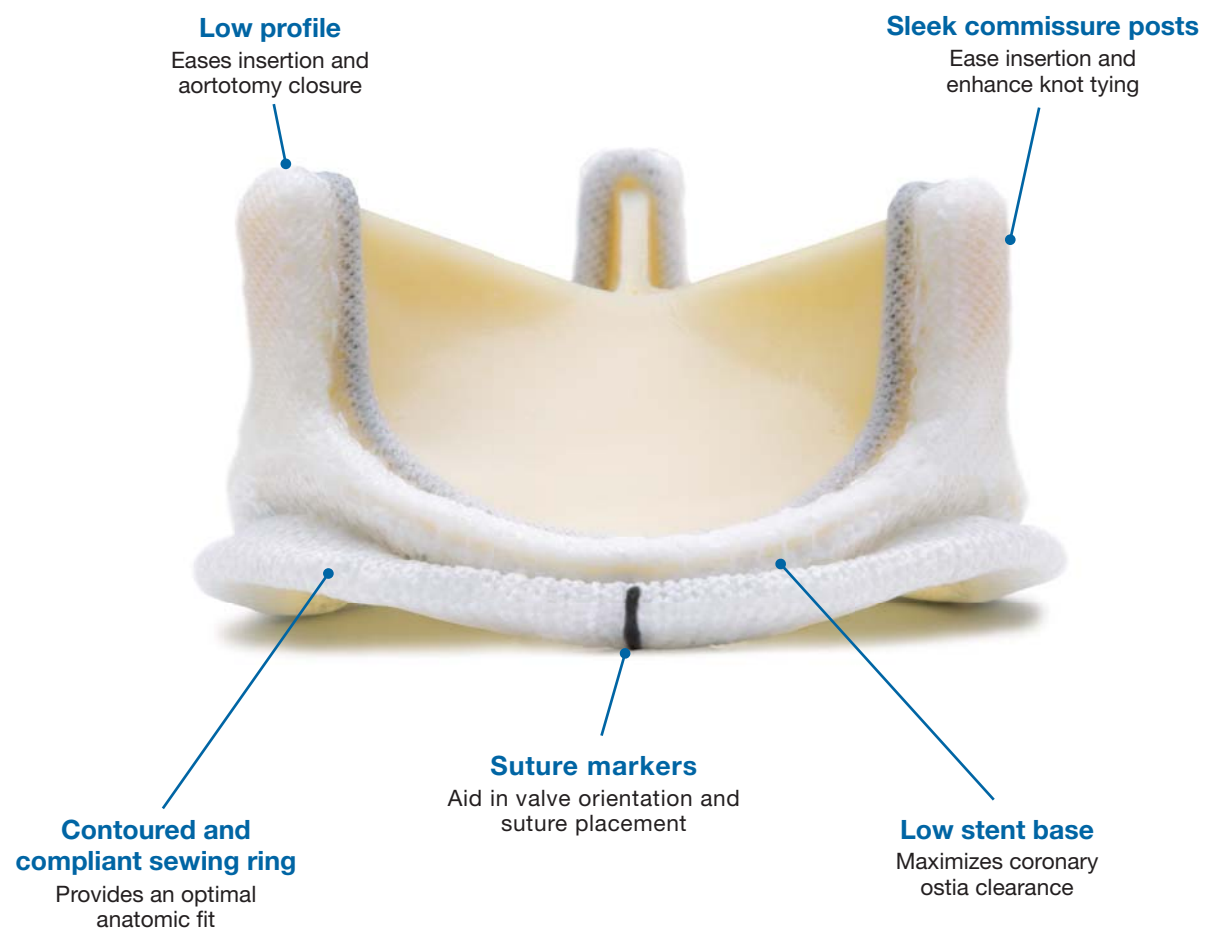
The advanced Carpentier-Edwards PERIMOUNT Magna Ease aortic valve adds enhanced implantability to the unsurpassed hemodynamics<sup>1-7</sup> of the Magna valve platform — setting the new standard for tissue valve performance.

## Proven superior hemodynamics

- Industry-leading EOAs and low gradients documented in multiple published studies<sup>1-7</sup>
- Based on a proven design with published hemodynamic stability up to 17 years post-implantation<sup>8</sup>

## Designed for endurance

- Built on the proven performance of PERIMOUNT aortic valves, with over 27 years of clinical experience<sup>9,10</sup>
- Commissural stress points minimized by mounting matched leaflets under the stent
- The Carpentier-Edwards ThermaFix process\* is the only anti-calcification technology designed to confront both major calcium binding sites

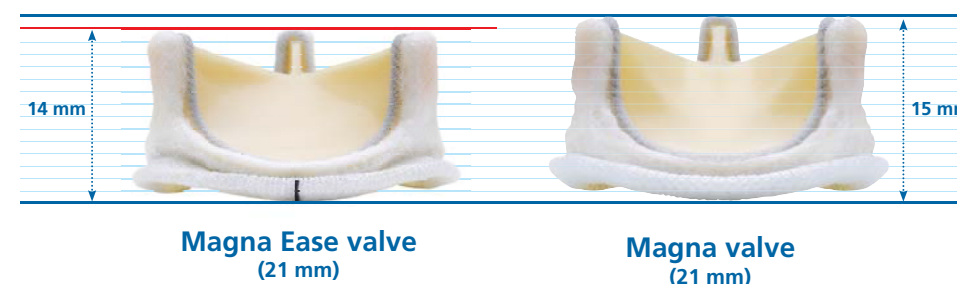


## Ease of implantation

- Eased insertion through small incisions or small aortic roots due to low valve profile and sleek commissure posts
- Maximized coronary ostia clearance achieved with low stent base
- Optimized valve seating due to contoured and compliant sewing ring
- Aided valve orientation and suture placement with three mid-commissure suture markers on the sewing ring
- Enhanced knot tying achieved with sleek commissure posts
- Eased aortotomy closure as a result of low profile design



## Lowered for ease of implantation

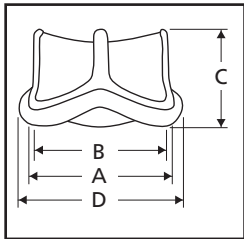


\*No clinical data are available which evaluate the long-term impact of the Edwards Lifesciences tissue treatment in patients.

Magenta keyline does not print. Indicates top of pocket.

## Carpentier-Edwards PERIMOUNT Magna Ease Pericardial Aortic Bioprosthesis

### Model 3300TFX Nominal Specifications (mm)



Size	19 mm	21 mm	23 mm	25 mm	27 mm	29 mm
A. Stent Diameter	19	21	23	25	27	29
B. Internal Diameter (Stent I.D.)	18	20	22	24	26	28
C. Profile Height	13	14	15	16	17	18
D. External Sewing Ring Diameter	24	26	28	30	32	34

### Accessories

- Unique dual-ended sizer, model 1133 available in sizes 19-29 mm
- Reusable handle, model 1111
- Longer single-use handle, model 1126
- Tray for sizers and handles, model TRAY1133



### References

1. Dalmau MJ, González-Santos JM, López-Rodríguez J, et al. The Carpentier-Edwards Perimount Magna aortic xenograft: a new design with an improved hemodynamic performance. *Int Cardio Thorac Surg* 2006;5:263-7.
2. Botzenhardt F, Eichinger WB, Guenzinger R, et al. Hemodynamic performance and incidence of patient-prosthesis mismatch of the complete supraannular Perimount Magna bioprosthesis in the aortic position. *Thorac Cardio Surg* 2005;53:226-30.
3. Botzenhardt F, Eichinger WB, Bleiziffer S, et al. Hemodynamic comparison of bioprostheses for complete supra-annular position in patients with small aortic annulus. *J Am Coll Cardiol* 2005;45:2054-60.
4. Totaro P, Degno N, Zaidi A, et al. Carpentier-Edwards PERIMOUNT Magna bioprosthesis: a stented valve with stentless performance? *J Thorac Cardiovasc Surg* 2005;130:1668-74.
5. Dalmau MJ, González-Santos JM, López-Rodríguez J, et al. One year hemodynamic performance of the Perimount Magna pericardial xenograft and the Medtronic Mosaic bioprosthesis in the aortic position: a prospective randomized study. *Int Cardio Thorac Surg* 2007;6:345-9.
6. Wagner IM, Eichinger WB, Bleiziffer S, et al. Influence of completely supra-annular placement of bioprostheses on exercise hemodynamics in patients with a small aortic annulus. *J Thorac Cardiovasc Surg* 2007;133:1234-41.
7. Borger MA, Nette AF, Maganti M, et al. Carpentier-Edwards Perimount Magna valve versus Medtronic Hancock II: a matched hemodynamic comparison. *Ann Thorac Surg* 2007;83:2054-9.
8. Banbury MK, Cosgrove DM, Thomas JD, et al. Hemodynamic stability during 17 years of the Carpentier-Edwards aortic pericardial bioprosthesis. *Ann Thorac Surg* 2002;73:1460-5.
9. Carpentier-Edwards PERIMOUNT aortic pericardial bioprosthesis 20-year results. Data on file at Edwards Lifesciences, 2003.
10. Poirier NC, Pelletier LC, Pellerin M, et al. 15-year experience with the Carpentier-Edwards pericardial bioprosthesis. *Ann Thorac Surg* 1998;66:S57-61.

Rx only. See instructions for use for full prescribing information.

Edwards Lifesciences devices placed on the European market meeting the essential requirements referred to in Article 3 of the Medical Device Directive 93/42/EEC bear the CE marking of conformity.

Edwards and Magna Ease are trademarks of Edwards Lifesciences Corporation. Edwards Lifesciences, the stylized E logo, Carpentier-Edwards, PERIMOUNT, Magna, and TheraFix are trademarks of Edwards Lifesciences Corporation and are registered in the United States Patent and Trademark Office.

©2009 Edwards Lifesciences LLC  
All rights reserved. AR04182



Edwards Lifesciences